




BULLOCK MFG Pty Ltd.

Model 5691 Ceiling Radiation / Fire Damper






Product Description

Ceiling Radiation / Fire Dampers as described are installed to protect the penetrations in the ceiling membrane portions of Fire rated Floor / Ceiling or Roof / Ceiling assemblies, as a shield against fire and heat radiation.

The Model 5691 Ceiling Radiation / Fire Damper is test proven for 2 hours in a 120/120/120/ Boral Fire Rated ceiling system, and certified for 1 and 1.5 hour ceiling systems. The Damper capabilities MUST cover three important areas, Flame, Heat and Smoke:

- a) Stop Flames and combustible materials from entering the duct above, and spreading though out the building
- b) Reduce Radiant Heat which could ignite materials above the fire rated ceiling, and,
- c) Reduce the transfer of Smoke and dangerous Hot Gases from the fire zone to the non-fire zone.





Product Features

- Australian certified to AS1530.4-1997 by the CSIRO - Test#-FS3033/1516.
- Optional Airflow tested by the CSIRO for blade closure in excess of 18m/s. Test#-FS3099/1691.
- Letter of opinion for 1 hour and 1.5 hour installations. -#FCO-1601.
- All galvanised steel construction.
- Structurally strong "C" Shaped centre pivot.
- Incorporates a high yield 2mm stainless steel spring(s).
- Single (UL33 rated) Fusible link located for quick response to temperature rise.
- Heat resistant 13mm high density ceramic fibre board blade insulation.
- Readily available square and rectangular sizes from 150mm x 150mm up to 600mm x 600mm.
- 4 corner blade locking complying with AS1682.1-1990, Section 3.4.

Typical Specification

Openings in Ceiling required to have a FRL, shall be protected by a Bullock Model 5691 Ceiling Radiation/Fire Damper or approved equivalent.

The Dampers shall be provided where shown on drawings and wherever required to meet local regulations and MUST comply with AS1682.1-1990, AS1668.1-1998, Section 3.5.

Dampers shall be mounted in strict accordance with the manufacture's installation instructions, to comply with the Certificates of test furnished by the manufacturer.

The damper construction must be in compliance with the tested prototype containing features as: High yield stainless steel spring(s), four blade locking for positive closure to achieve low air/smoke leakage. Dampers installed in return air or exhaust applications must be capable of operation, at airflow rates in excess of the actual design application. (NOTE: Model 5691 dampers have a certified closure rating of 18m/s). Radiant metal duct surface temperature directly above the damper to below 150°C

after 120mins exposure. Blades must easily be reset from the underside for testing and maintenance in accordance with AS1851.6-1997.

For further information please contact your local representative.

Installation

Compliance with installation instructions is critical. Refer to separate instructions for specific PLASTERBOARD fire rated ceiling system used. Please refer to installation Page.

Maintenance

This model requires little maintenance once installed. Refer to AS1851.6-1997 for detailed servicing procedures.

Specifications are subject to change without notice.

BULLOCK MFG P/L ~ 22 Pike St. Rydalmere. NSW 2116 Ph: (02)9684 1311 Fax: (02)9684 2250
BULLOCK VIC P/L ~ 54 Tarnard Dr. Braeside. VIC 3195 Ph: (03)9587 5522 Fax: (03)9587 6622
BULLOCK WA P/L ~ 34 Industry St. Malaga. WA 6062 Ph: (08)9248 1633 Fax: (08)9248 1733
BULLOCK INDUSTRIES P/L ~ 26 Quindus St, Wacol. QLD 4076 Ph: (07) 3271 2088 Fax: (07)3271 1892
BULLOCK SA P/L ~ U1 Commercial Crt. Dry Creek. SA 5094 Ph: (08) 8349 7088 Fax: (08)8349 7066

email: bullmfg@bigpond.net.au

Copyright © 2004 Bullock Manufacturing Pty Limited. All Rights Reserved.